


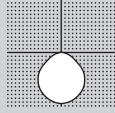


# BASO 1.5 DIRECT



## PERFORMANCE

- Up to 98lm/W efficiency
- 400 / 550lm/ft
- CRI > 80 & CRI > 90
- IC & Damp rated



## MOUNTING

Recessed trimless

Recessed with trim

9/16 & 15/16 Grids




## FIELD-CUTTABLE FLEX

Down to 1/16"



[link to video](#)



## 10 Business Days for all QuickShip items

- Maximum quantity: 400'
- "QuickShip" must be clearly listed on PO.
- QuickShip items must be on Separate Purchase Order.
- QuickShip orders must be received with complete and correct catalog numbers.
- Variant request will not qualify for QuickShip program.
- QuickShip orders must be received before 2 pm EST. After 2 pm, shipping will be based on the next business day.
- QuickShip orders are based on standard XAL terms for payment.
- Order change of any type will affect shipping times.
- Partial shipments may be required based on current factory inventory.

## Catalog Number Example

BASO1.5-9GR-WH-OP-30K-C80-UNV-010V-0400LF-ST-72IN

## A RANGE

**QS** BASO 1.5 BASO 1.5

## H OUTPUT LM/FT

**QS** 400lm/ft 100%  $\pm$  0 4 0 0 L F  
**QS** 550lm/ft 100%  $\pm$  0 5 5 0 L F

## B MOUNTING

**QS** Recessed trimless R T L  
**QS** Recessed with trim R T R  
**QS** 9/16" Grid (any brand) 9 G R  
**QS** 9/16" Slot Grid (any brand) 9 S G  
**QS** 15/16" Grid (any brand) 1 5 G

## I CIRCUIT / EM

**QS** Single circuit \_\_\_\_\_ \*

## J SHAPE / PATTERN

**QS** Linear / straight \_\_\_\_\_ S T  
**QS** Linear / straight + flex inset S F  
 includes 1ft. field-cutable section; only available for 4' and 8' segments

## C COLOR

**QS** White \_\_\_\_\_ W H  
**QS** Black \_\_\_\_\_ B L

## D CCT

**QS** 3000 K \_\_\_\_\_ 3 0 K  
**QS** 3500 K \_\_\_\_\_ 3 5 K

## K DIMENSIONS IN INCH

**QS** Linear 4' \_\_\_\_\_ 4 8 I N  
**QS** Linear 6' \_\_\_\_\_ 7 2 I N  
**QS** Linear 8' \_\_\_\_\_ 9 6 I N  
**QS** Custom length \_\_\_\_\_ XXFT  
 (QS in 2' increments only)

## E CRI

**QS** CRI > 80 \_\_\_\_\_ C 8 0  
**QS** CRI > 90 \_\_\_\_\_ C 9 0

## F VOLTAGE

**QS** 120V / 277V \_\_\_\_\_ U N V



## G DIMMING

**QS** 0-10V 1% \_\_\_\_\_ 0 1 0 V

**BASO**  
 basolighting.com  
 xalusa.com



**Technical data**

	SIZE TYPE	LED COLOR TEMPERATURE	INPUT WATTS	DELIVERED LM TOTAL	LIGHT DISTRIBUTION	DELIVERED LM DIRECT	DELIVERED LM INDIRECT	OPTICAL EFFICIENCY	LUMINAIRE EFFICACY
<b>BASO DIRECT</b>									
e LED									
	4' linear	35K	16.4W	1610lm	100% down	400lm/ft	-	67%	98lm/W
	6' linear		24.5W	2410lm					
	8' linear		32.8W	3220lm					
e <sup>2</sup> LED									
	4' linear	35K	23.5W	2200lm	100% down	550lm/ft	-	67%	94lm/W
	6' linear		35.2W	3300lm					
	8' linear		47W	4410lm					

**Patterns** top view

**LINEAR**

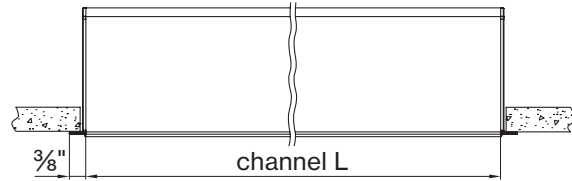
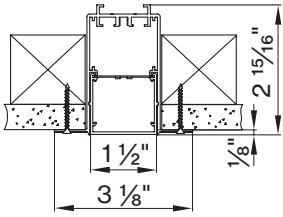
A	FIXTURES	CODE
48"	1 × 4' linear	ST - 0 4 FT
96"	1 × 8' linear	ST - 0 8 FT
144"	8' + 4' linear	ST - 1 2 FT



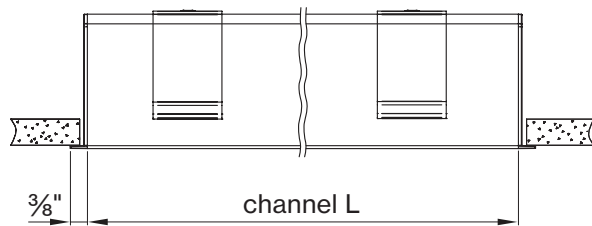
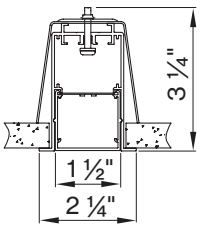
DIMENSIONS

**BASO 1.5**

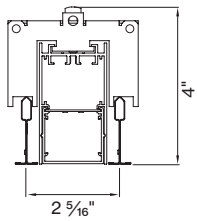
RECESSED trimless



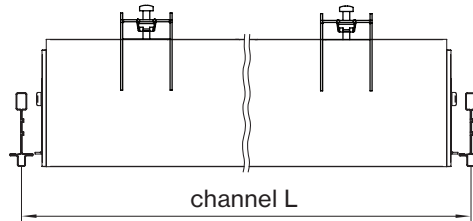
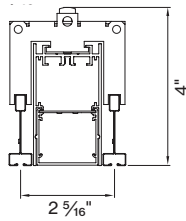
RECESSED with trim



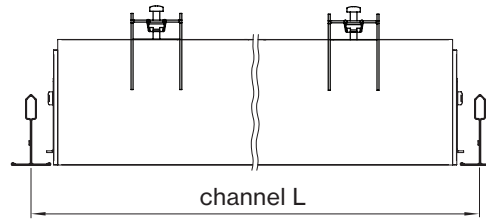
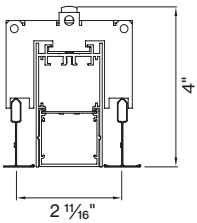
9/16" T-GRID



9/16" Slot Grid (any brand)



15/16" T-GRID



**BASO mounting instructions**

Get access to the BASO 1.5 mounting instructions faster by scanning the QR code.

[www.xalusa.com/resources/mounting-instructions/baso](http://www.xalusa.com/resources/mounting-instructions/baso)

